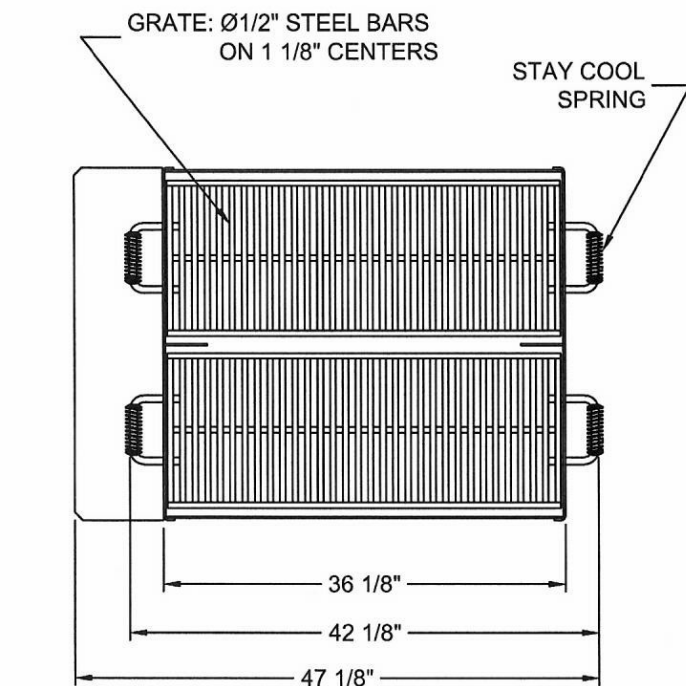


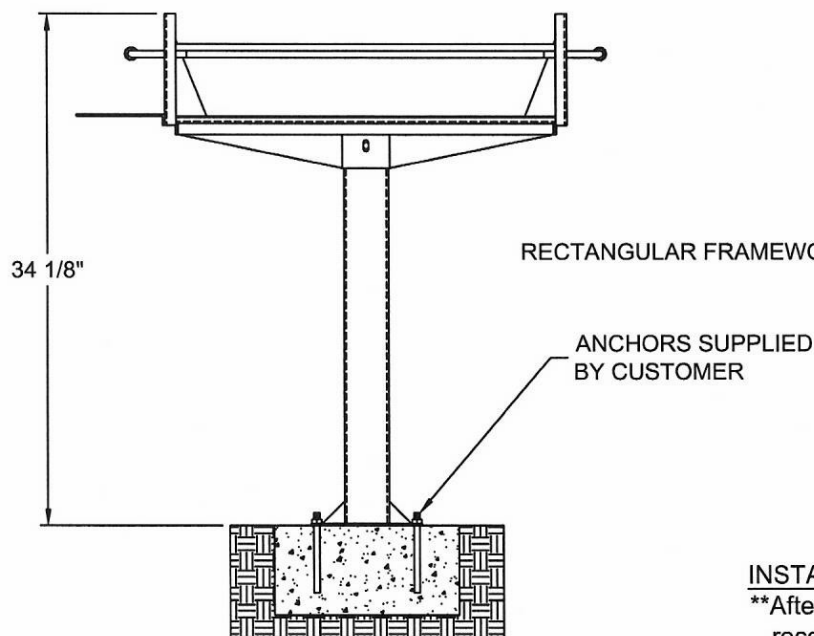
Large Group Park Grill, 1008 Square Inch- Pad Mount.

- 215 Lbs.
- 1008 Total square inch cooking surface.
- Firebox size: 36 1/8"L x 31 3/4"D x 10 1/8"H.
- Constructed of 3/16" thick steel (A1011) with an integral ash retention flange and drain holes.
- Underside of firebox is reinforced with 4" tapered gussets and 3/16" thick x 1" steel bar rectangular framework.
- Two separate grates are constructed from 1/2" dia. A36 steel bars located on 1 1/8" centers.
- The four position theft proof grates adjust from 3 1/2" to 9" above the firebed.
- Grate handles are constructed from 5/8" dia. A36 steel bars equipped with stay cool spring grips suitable for public use.
- Grill is supported by a heavy duty 4" square gusseted post for stationary concrete mounting.
- Post mounting plate is 3/16" thick x 10" x 10" and has four holes located on 8 1/2" centers.
- Standard shelf is 31 3/4" long x 8" deep.
- All joints are continuously welded.
- All exposed corners are chamfered for safety.
- Standard finish is a non-toxic black powder coat.
- Some assembly required.

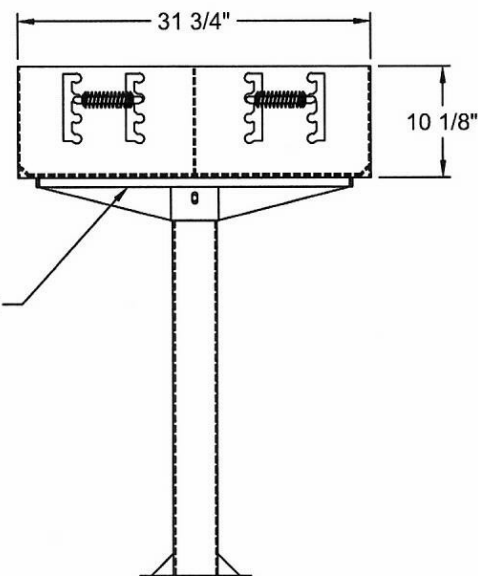
Item #: JTA 200BK



- Firebox is 36 1/8" lg. x 31 3/4" deep x 10 1/8" high constructed of 3/16" thick steel (A1011) with an integral ash retention flange and drain holes.
- Underside of firebox is reinforced with 4" tapered gussets and 3/16" thick x 1" steel bar rectangular framework.
- Two separate grates are constructed from 1/2" dia. A36 steel bars located on 1 1/8" centers. The four position theft proof grates adjust from 3 1/2" to 9" above the firebed. Each grate has a cooking area of 504 sq. inches for a total of 1008 sq. inches.
- Grate handles are constructed from 5/8" dia. A36 steel bars equipped with stay cool spring grips suitable for public use.
- Grill is supported by a heavy duty 4" square gusseted post for stationary concrete mounting. Post mounting plate is 3/16" thick x 10" x 10" and has four holes located on 8 1/2" centers.
- Standard shelf is 31 3/4" long x 8" deep.
- All joints are continuously welded.
- All exposed corners are chamfered for safety.
- Standard finish is a non-toxic black powder coat.
- Approximate weight = 215 lbs.



NOTE : CUSTOMER TO PROVIDE CONCRETE (RECOMMENDED)



INSTALLATION INSTRUCTIONS:

**After post is anchored to the concrete, lower post receiver box onto the post. Align holes and secure with the hardware provided.

NATIONAL OUTDOOR FURNITURE, INC.

1210 W. Main Street #296 Riverhead, NY 11901
Toll-Free Phone: 1-888-663-4621
Phone: 631-369-9099 Fax: 631-207-8312
Email: nofinc@optonline.net
www.nationaloutdoorfurniture.com

NATIONAL OUTDOOR FURNITURE, INC.

144 Murdock Road #325 Pomfret Center, CT 06259
Toll-Free Phone: 1-888-516-8873
Phone: 1-860-974-9996 Fax: 516-706-1901
Email: nofinc@earthlink.net
www.nationaloutdoorfurniture.com