

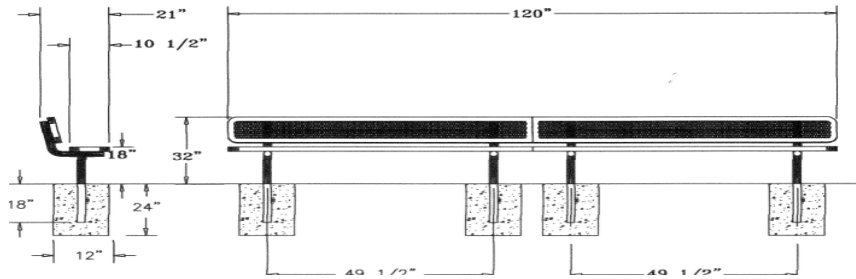


**Regal Style
Inground Mount**

10 Ft. Regal Bench With Back Rounded Corners - Inground Mount.

- 10' Dimensions: 120"L x 32"Ht. 182 Lbs.
- Top and seats are made with polyethylene coated 3/4" #9 expanded metal inside a 2" x 2" x 1/8" angle iron frame.
- Four 2 3/8" Zinc coated, powder coated galvanized legs.
- Two sections bolted together.
- Some assembly required.

Item #: WC EB10WBIG

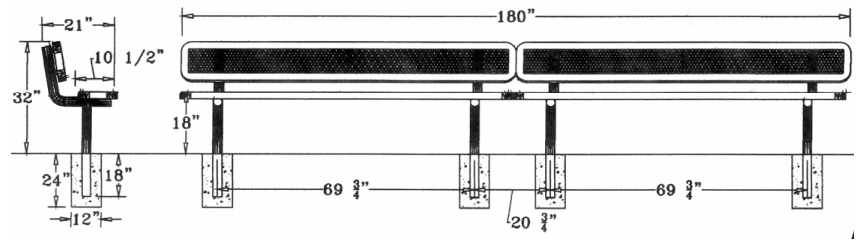


**Regal Style
Inground Mount**


15 Ft. Regal Bench With Back Rounded Corners - Inground Mount.

- 15' Dimensions: 180"L x 32"Ht. 255 Lbs.
- Top and seats are made with polyethylene coated 3/4" #9 expanded metal inside a 2" x 2" x 1/8" angle iron frame.
- Four 2 3/8" Zinc coated, powder coated galvanized legs.
- Two sections bolted together.
- Some assembly required.

Item #: WC EB15WBIG



Textured Polyethylene Colors



Powder Coat Gloss Colors



NATIONAL OUTDOOR FURNITURE, INC.
 1210 W. Main Street #296 Riverhead, NY 11901
 Toll-Free Phone: 1-888-663-4621
 Phone: 631-369-9099 Fax: 631-207-8312
 Email: nofinc@optonline.net
www.nationaloutdoorfurniture.com

NATIONAL OUTDOOR FURNITURE, INC.
 144 Murdock Road #325 Pomfret Center, CT 06259
 Toll-Free Phone: 1-888-516-8873
 Phone: 1-860-974-1551 Fax: 516-706-1901
 Email: nofinc@earthlink.net
www.nationaloutdoorfurniture.com