

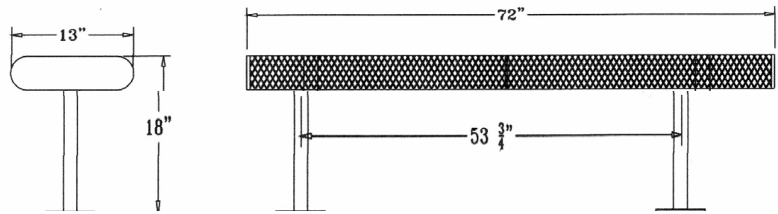


**Rolled Style
Surface Mount**

6 Ft. Rolled Backless Bench - Surface Mount.

- 60 Lbs.
- 3/4" #9 plastisol or polyethylene coated expanded steel seat.
- 2 3/8" Zinc coated, powder coated galvanized steel legs.
- Some assembly required.

Item #: WC RB6SM

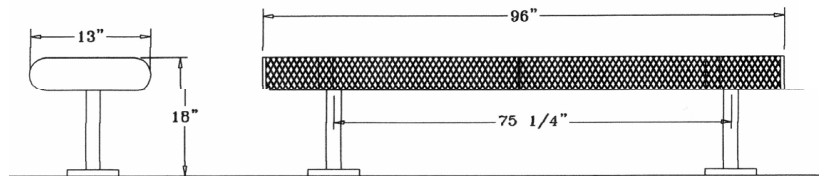


**Rolled Style
Surface Mount**

8 Ft. Rolled Backless Bench - Surface Mount.

- 90 Lbs.
- 3/4" #9 plastisol or polyethylene coated expanded steel seat.
- 2 3/8" Zinc coated, powder coated galvanized steel legs.
- Some assembly required.

Item #: WC RB8SM




**Surface Mount
Cover Options**



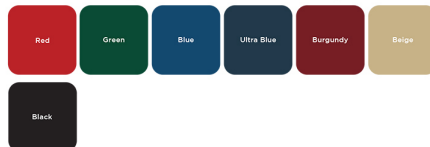
Textured Polyethylene Colors



Powder Coat Gloss Finishes



Thermoplastic Color Options



NATIONAL OUTDOOR FURNITURE, INC.
 1210 W. Main Street #296 Riverhead, NY 11901
 Toll-Free Phone: 1-888-663-4621
 Phone: 631-369-9099 Fax: 631-207-8312
 Email: nofinc@optonline.net
www.nationaloutdoorfurniture.com

NATIONAL OUTDOOR FURNITURE, INC.
 144 Murdock Road #325 Pomfret Center, CT 06259
 Toll-Free Phone: 1-888-516-8873
 Phone: 1-860-974-1551 Fax: 516-706-1901
 Email: nofinc@earthlink.net
www.nationaloutdoorfurniture.com