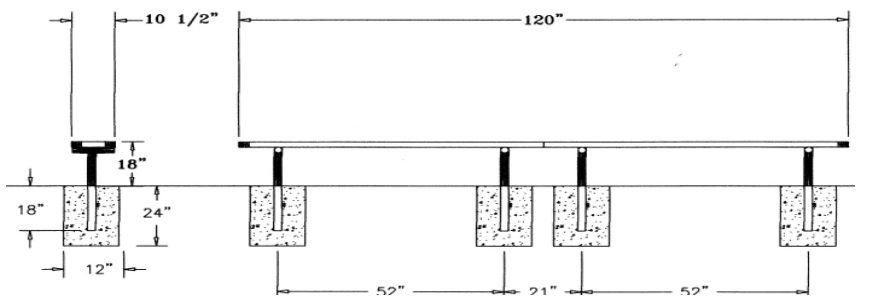


**Regal Style
Inground Mount**

10 Ft. Regal Bench, No Back, Rounded Corners - Inground Mount.

- 10' Dimensions: 120"L x 18"Ht. 90 Lbs.
- Top and seats are made with polyethylene coated $\frac{3}{4}$ " #9 expanded metal inside a 2" x 2" x $\frac{1}{8}$ " angle iron frame.
- Four 2 $\frac{3}{8}$ " Zinc coated, powder coated galvanized steel legs.
- Two sections bolted together.
- 10 $\frac{1}{2}$ " Deep seat.
- Some assembly required.

Item #: WC EB10IG

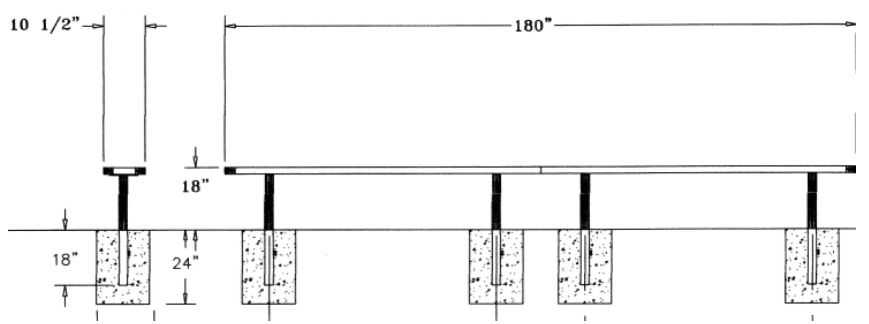


**Regal Style
Inground Mount**

15 Ft. Regal Bench With Back Rounded Corners - Inground Mount.

- 15' Dimensions: 180"L x 18"Ht. 154 Lbs.
- Top and seats are made with polyethylene coated $\frac{3}{4}$ " #9 expanded metal inside a 2" x 2" x $\frac{1}{8}$ " angle iron frame.
- Four 2 $\frac{3}{8}$ " Zinc coated, powder coated galvanized legs.
- Two sections bolted together.
- Some assembly required.

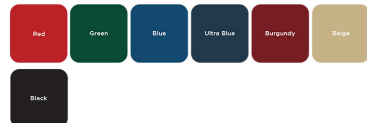
Item #: WC EB15IG



Textured Polyethylene Colors



Thermoplastic Color Options



Powder Coat Gloss Finishes



National Outdoor Furniture
1210 W. Main Street #296
Riverhead, N.Y. 11901

PHONE (888) 663-4621
E-MAIL nofinc1@gmail.com
www.nationaloutdoorfurniture.com