

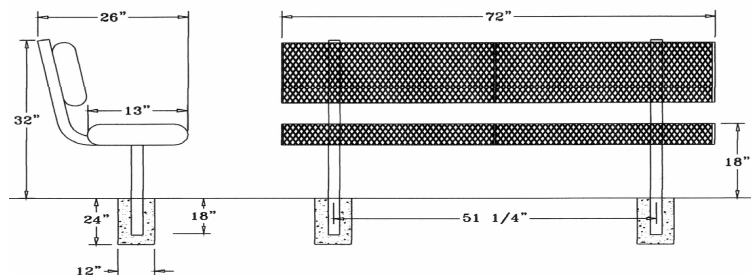


**Rolled Style
Inground Mount**

6 Ft. Rolled Style Bench with Back - Inground Mount.

- 124 Lbs.
- 3/4" #9 Polyethylene coated expanded steel seat/back.
- 2 3/8" Zinc coated, powder coated galvanized steel.
- Some assembly required.

Item #: WC RB6WBIG

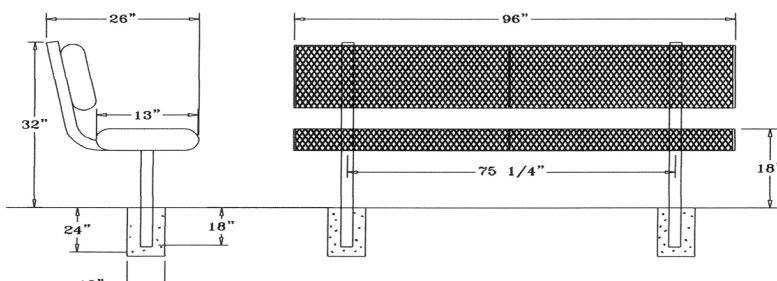


**Rolled Style
Inground Mount**

8 Ft. Rolled Style Bench with Back - Inground Mount.

- 182 Lbs.
- 3/4" #9 Polyethylene coated expanded steel seat/back.
- 2 3/8" Zinc coated, powder coated galvanized steel.
- Some assembly required.

Item #: WC RB8WBIG



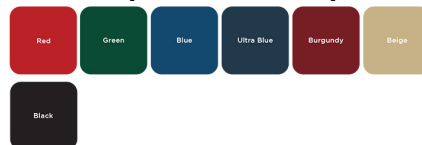
Textured Polyethylene Colors



Powder Coat Gloss Finishes



Thermoplastic Color Options



National Outdoor Furniture
1210 W. Main Street #296
Riverhead, N.Y. 11901

PHONE (888) 663-4621
E-MAIL nofinc1@gmail.com

www.nationaloutdoorfurniture.com