



Standard Park Grill, 300 Square Inch Pad and Inground Mount.

- 76 Lbs.
- 300 Total square inch cooking surface.
- Firebox size: 20 3/8"L x 15"D x 10 1/8"H.
- Constructed of 3/16" thick steel (A1011) with an integral ash retention flange and drain holes.
- Grates constructed from 1/2" dia. A36 Steel bars located on 1-1/8" centers.
- The four position theft proof grate adjusts from 3 1/2" to 9" above the firebed.
- Grate handles are constructed from 5/8" dia. A36 steel bars equipped with stay cool spring grips suitable for public use.
- Inground mount post is 3 1/2" dia. x 40" in length.
- Pad mounted post is 3 1/2" dia. x 24" in length. Post mounting plate is 3/16" thick x 10" x 10" and has four holes located on 8 1/2" centers.
- A theft proof base allows the grill to attach to the pipe and to rotate a full 360 degrees.
- All joints are continuously welded.
- All exposed corners are chamfered for safety.
- Standard finish is a non-toxic black powder coat.
- Some assembly required.

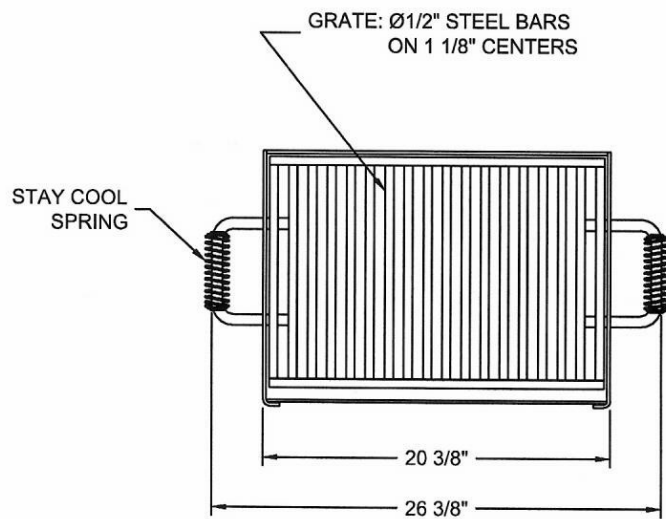
Item #: JTA 100BK



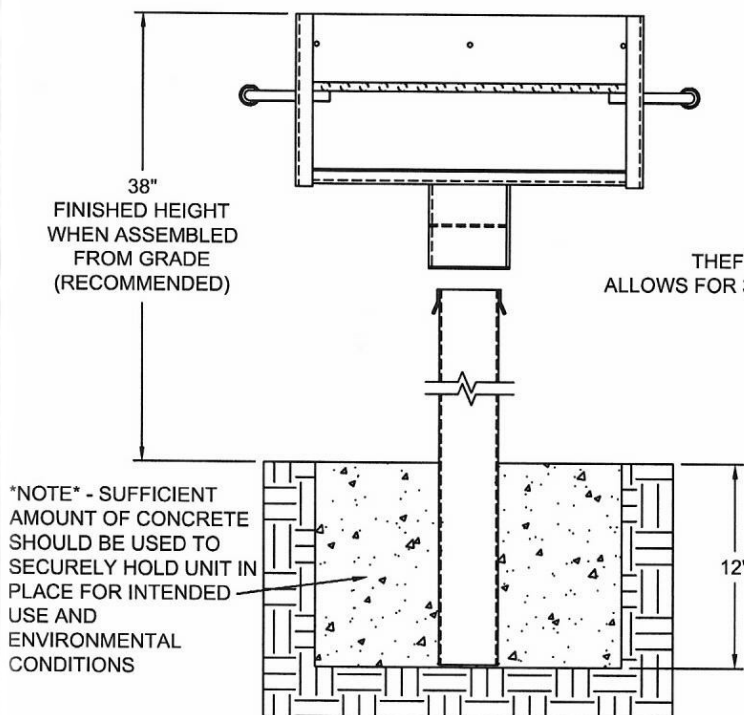
National Outdoor Furniture
1210 W. Main Street #296
Riverhead, N.Y. 11901

PHONE (888) 663-4621
E-MAIL nofinc1@gmail.com

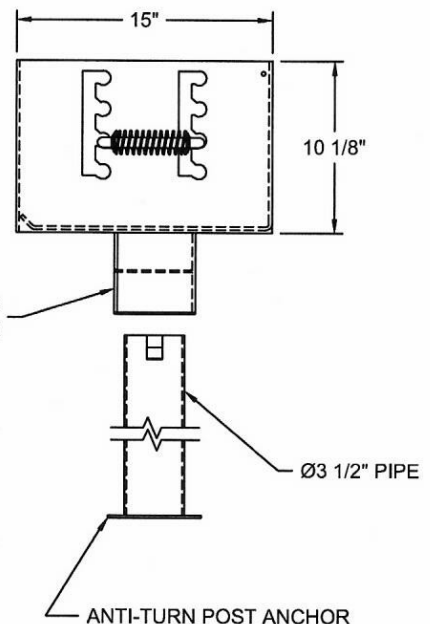
www.nationaloutdoorfurniture.com



- Firebox is 20 3/8" long x 15" deep x 10 1/8" high constructed of 3/16" thick steel (A1011) with an integral ash retention flange and drain holes.
- Grate is constructed from 1/2" dia. A36 steel bars located on 1 1/8" centers. The four position theft proof grate adjusts from 3 1/2" to 9" above the firebed, and has a cooking area of 300 sq. inches.
- Grate handles are constructed from 5/8" dia. A36 steel bars equipped with stay cool spring grips suitable for public use.
- Grill is supported by a heavy duty 3 1/2" dia. pipe to be installed in concrete. A theft proof base allows the grill to attach to the pipe and to rotate a full 360°.
- All joints are continuously welded.
- All exposed corners are chamfered for safety.
- Standard finish is a non-toxic black powder coat.
- Approximate weight = 76 lbs.



NOTE : CUSTOMER TO PROVIDE CONCRETE (RECOMMENDED)



INSTALLATION INSTRUCTIONS:

**After post is installed in concrete, lower lock box onto the tabs. Align tabs, push down over tabs and rotate 90°, push down over tabs again.



National Outdoor Furniture
1210 W. Main Street #296
Riverhead, N.Y. 11901

PHONE (888) 663-4621
E-MAIL nofinc1@gmail.com

www.nationaloutdoorfurniture.com